


FLOCARE GRAVITY PACK SET

INSTRUCTIONS FOR USE



The Flocare gravity pack set is compatible with all Nutrison products as well as Flocare containers.



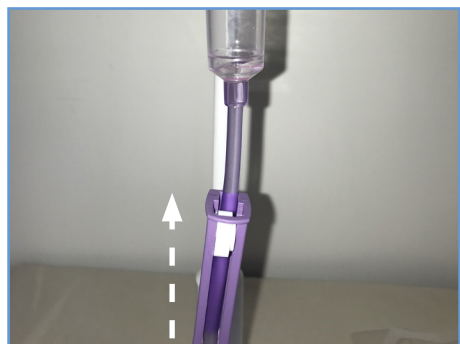
Completely close the roller clamp.




Connect to the feeding container.



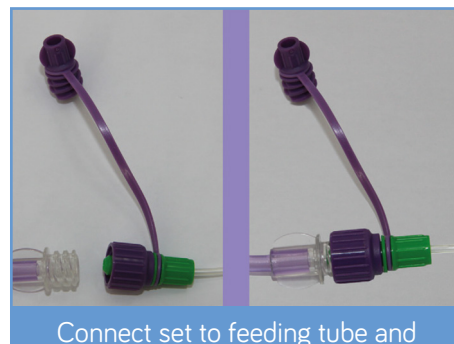
Hang the container on the drip stand.



Slowly open the roller clamp to fill the set and expel air to end of the set.



Then fully close roller clamp again.



Connect set to feeding tube and slowly open roller clamp to start feed. Gently squeeze the drip chamber until it has filled to a third full.

20 X  ≈ 1 ML

Control the speed/rate of feeding by slowly opening or closing the roller clamp.

Every 20 drops equals 1ml.

Regularly check the feed container to ensure the flow rate is correct and the feeding container does not empty completely.

Discard the gravity pack set after 24 hours.

This information is intended for patients, and carers, who are using a Flocare gravity pack set.


LIFE-TRANSFORMING NUTRITION

Nutricia Ltd.
White Horse Business Park
Trowbridge, Wiltshire BA14 0XQ

AMN0554-03/20