





# The Anamix 6 Stand Ups!

Create your own Anamix 6 scene with our gang stand ups!  
You will need empty toilet roll tubes paper, card and glue.  
Ask a parent to help with the cutting.





## Instructions for parents:

Each sheet contains an Anamix 6 character and a matching colour strip.  
We've also done the whole gang on one!


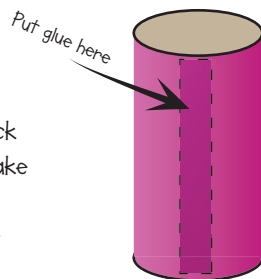


Take an empty toilet roll tube and cut out the coloured strip. Stick this onto the tube - there should be plenty to wrap around.




Then cut out your chosen character - you could stick them onto card first to make them extra strong!  
Then stick your character onto the tube.


**Top tip:** stick them over the seam to keep it super neat!




Bones




Brains




Megabyte



Big Eye



The Omega Twins



The whole gang!

